



Drawing Contest

Safety and my Family

2025

At Semptra Infrastructure, *Safety* is at the center of who we are and everything we do. We are committed to ensuring that everyone is safe, every time. This means embedding safe practices and measures into our everyday routines, both at work and at home. As part of this commitment, we invite SI families to join our **annual drawing contest** and reflect on how safety is woven into the fabric of our daily lives.





It's time to get creative and show the importance of **health, safety and security at work** through art.

HOW TO PARTICIPATE

Submit a drawing electronically following the rules.

WHO CAN PARTICIPATE

Any family members (spouses, children, nieces, nephews, grandchildren, etc.) of SI employees and strategic partners (contractors).

THEME

Take some time to talk to your family about what safety and health in the workplace mean at SI, discussing your daily routine, hazards and the importance of complying with health and safety measures to prevent occupational injuries and illnesses.

CONTEST RULES

Only one drawing per participant is permitted. All drawings must adhere to the following guidelines:

- Original drawings should refer to Safety and Health at work.
- Entries must be in horizontal (landscape) orientation.
- Entries must be approximately 14x22 inches and on posterboard thickness paper.
- Entrants 12 years old or younger can submit drawings with smaller dimensions (e.g., letter or legal-sized drawings), cardstock or posterboard-thickness paper is preferred.
- All techniques are welcome (e.g., pencil, crayon, pastel, watercolor, digital).
- It is preferable to NOT include text, but if included, make sure it is legible and spelled correctly.
- Drawings made partially or entirely with artificial intelligence, and those that include copyrighted characters (e.g., Wonder Woman, Captain Marvel, Avengers, Batman, Superman, Star Wars), will be excluded from the evaluation.
- Please keep the drawing in its original physical form (do not fold or roll), until we announce the winners. The winners must submit an original drawing.

Drawing must be submitted according to the following:

PLEASE INCLUDE THESE DETAILS ON THE BACK OF YOUR DRAWING

- Participant's full name
- Date of birth (MM/YYYY)
- Name of employee or contractor and relationship (e.g., father, mother, uncle, aunt)
- Collaborator business unit or project
- City where the participant lives
- E-mail address

DRAWING SUBMISSIONS



- Preferably in digital format, scan the QR code or [click here](#) to send your drawing

- Or submit in physical copy to the Health and Safety representative in your area.
- Deadline for submissions is Monday, October 13th, 2025.

JUDGING PANEL

The judging panel will include SI management, as well as design and image staff members with experience in artistic appraisal.

AWARD

The 12 winners will be chosen according to:

- Expression of creativity according to the age of the participant and technique used.
- Observance to the theme: Safety and Health at the workplace.
- At least six winners will be 12 years of age or younger.

PLACE AND DATE OF AWARDS CEREMONY TO BE CONFIRMED


Winners will receive:

- Recognition through internal SI communications
- Certificate
- An iPad-mini tablet or equivalent
- A spot in the 2026 Sempra Infrastructure Safety Calendar
- 2026 Calendar

Questions or comments, please send an email to sisafety@sempraglobal.com.mx

Note: Participants give all printing and reproduction rights to Sempra Infrastructure.

We are counting on you!



Drawings must be submitted **electronically**.

Take a photo of **both sides** using the following tips:

1  Use the best camera or phone at high resolution.

6  Avoid zoom in or out.


2  Arrange the drawing in a way that minimizes wrinkles or ripples.


7  If you use flash, make sure to avoid flares in the drawing.

3  Clean your camera lens before use.

8  Take the photo from the right angle without tilting.

4  Use natural light.

9  Send multiple photo options from which the best definition and quality will be selected.

5  The margin of the photo must include all the edges of the drawing.

10  Your photo must be taken at the sharpest setting possible and not blurry.